






$$D(x) = 2 + 3 + 4.31447$$



!

0

0

/

(

-

(





,

!

2

2

, + ,

2

2

2

-

-

, ,

-

(



,

!

)

□

"



"

)

(



(

!

3(

(

3(


□

-

(

-


-



2024 2025

Case/	Percent	2023 - 2024	Budget -	Incr
566,346	2.00%	Transfer From Fund #3	10,000,000	10,586,541
#3 and Fund #0		780,000	780,000	100.00% Other Transfers from Funds
700,000	(2.00) 100%	Indirect Costs Fund #2 and Fund #6		2,000,100
from 18 premiums Yr minus		22,010,404	21,066,541	(943,863) -4.29% Total Transfers and No
		\$ 248,982,727	\$ 260,769,930	\$ 11,787,203 4.73% Total - General Fund Revenue

	2024 - 2025			
Account	Budget	First Reading	Increase	Perc
Change	Budget	First Reading	(Decrease)	
Telephone	414,380	414,380	-	0.00%
Purchased Services - Technology	1,818,869	1,590,679	(228,190)	-12.55%





3

,

\$

^ ,

(

!

,

!



!

□

□

, □

&

)

"

Scenario 1: 100% of world's population eat a \$50,000 diet...
Scenario 2: 100% of world's population eat a \$100,000 diet...
Scenario 3: 100% of world's population eat a \$150,000 diet...
Scenario 4: 100% of world's population eat a \$200,000 diet...

Scenario	Topped out	Cost of Scenario	Chil Nutrit
Scenario 1	\$ 160,904	\$ 1,579,921	\$ 284,823
Scenario 2			
Scenario 3			
Scenario 4			

