












South Carolina Department of Education
SCHOOL BUS SAFETY TIPS




South Carolina Department of Education SCHOOL BUS SAFETY TIPS

-  Once you are on the bus, keep your head, arms, and any other body parts inside the bus at all times
-  Do not throw papers, trash or anything else out the bus window.
-  Instead, ask the driver for help.
-  If you must cross the street, wait until the driver sees you and lets you safe.
-  If you must cross the street to get on the bus, wait on your side until the bus driver makes sure all traffic is stopped and signals for you to cross.
-  Stay away from the bus wheels at all times.
-  So that motorists can see you, wear light color clothing and reflective accessories
-  the street if possible.
-  If you must walk in the street, stay as close as possible to the edge of the road. Walk single file, facing traffic, and move off to the side if a vehicle approaches.
-  Make sure your pets and pre-school brothers and sisters stay home. It is not safe for them near traffic and at the bus stop.
-  If you must cross the road to get on or off the bus, wait for the driver to signal that it is safe to cross. Look left, look right, and then look left again before walking do not run across the road.



South Carolina Department of Education SCHOOL BUS SAFETY TIPS

 Parents or guardians are responsible for the safety, conduct, and the timely arrival of their children to, from, and at the designated school bus stop before the arrival of the school bus for pick up and transport to school and the timely departure of the children after the school bus leaves the designated school bus stop after transporting the children from school. (*S.C. Code of Laws SECTION 59-67-*